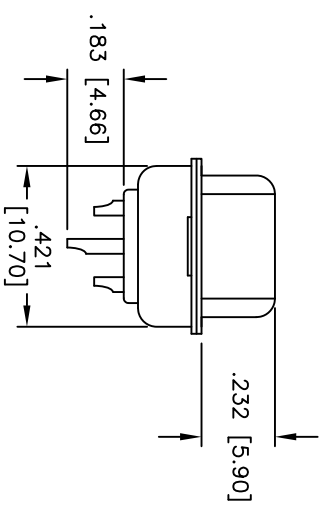
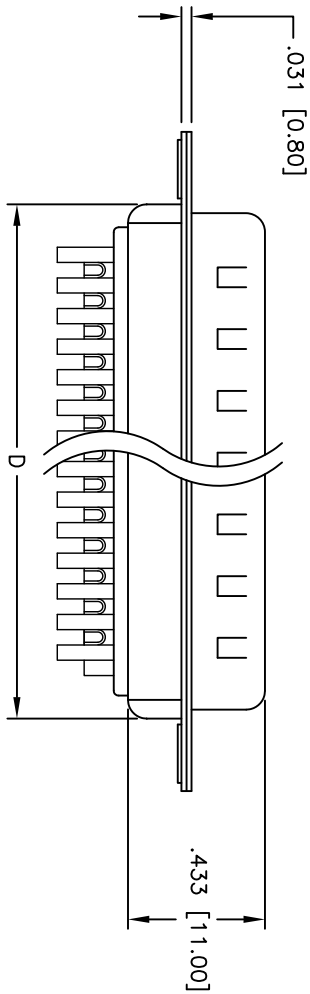
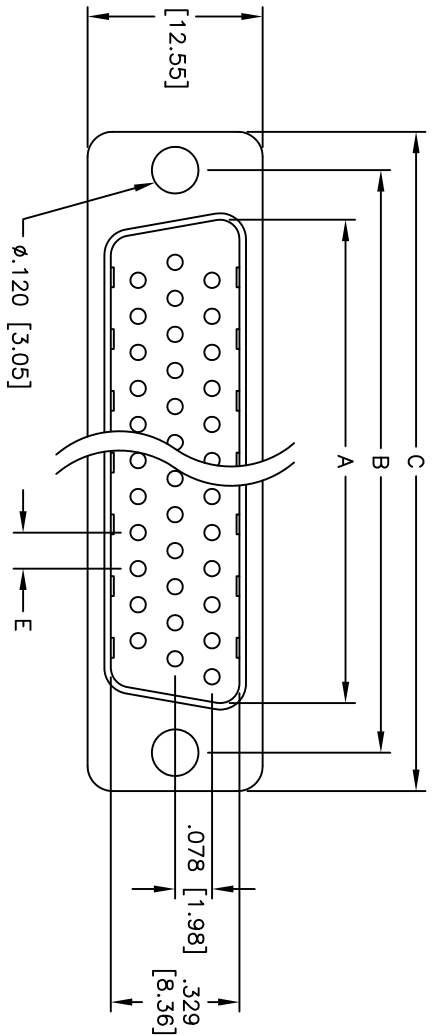


Rev	AWO #	Description	Date	Appr
-		RELEASED	5/4/05	

APPROVED: _____
 DATE: _____ TITLE: _____



HDTXX	DIMENSIONS				
	A	B	C	D	E
15	.666 [16.92]	.984 [25.00]	1.213 [30.80]	.756 [19.20]	.090 [2.29]
26	.994 [25.25]	1.312 [33.32]	1.541 [39.14]	1.091 [27.70]	.090 [2.29]
44	1.534 [38.96]	1.852 [47.04]	2.088 [53.04]	1.618 [41.10]	.090 [2.29]
62	2.182 [55.42]	2.500 [63.50]	2.729 [69.32]	2.256 [57.30]	.095 [2.41]

UNLESS OTHERWISE SPECIFIED
 ALL DIMENSIONS ARE INCHES [MM]
 TOLERANCES: EXCEPT AS NOTED
 INCHES HOLEES ±.10
 .X ±.10 ØXX ±.10
 .XX ±.020 ØXXX ±.015
 .XXX ±.015 ØXXXX ±.010

ADAM TECH
 909 Rahway Avenue, Union, NJ 07083
 Phone: 908-687-5000 Fax: 908-687-5710

TITLE: HIGH DENSITY D-SUB PLUG, SOLDER CUP
 .120 [3.05] MOUNTING HOLES

SPECIFICATIONS:
 Material: Insulator: PBT, glass reinforced, rated UL 94V-0
 Insulator color: Black
 Contacts: Phosphor Bronze
 Shell: Steel, Tin plated
 Plating: Gold flash over Nickel underplate overall
 Electrical: Operating voltage: 250 VAC max
 Current rating: 5 Amps max
 Contact resistance: 20 mohms max
 Insulation resistance: 5,000 Mohms min
 Dielectric withstanding voltage: 1,000 VAC for 1 minute
 Temperature Rating: Operating temperature: -65°C to +125°C
 Environmental: Lead free, RoHS compliant
 Recommended soldering temp: 235°C for 5 seconds



DRAWN	SS	5/4/05	SIZE	PART NO.	HDTXX+PD	REV.
CHECKED			X			
APPROVED			REF:	SCALE:	NTS	SHEET 1 OF 1